

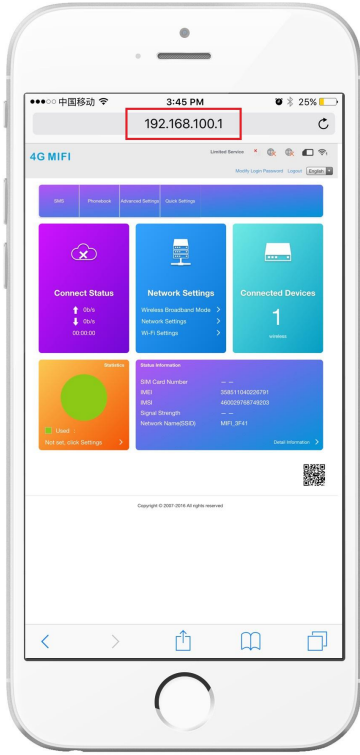
# 4G camera how to connect WIFI?

Q: 4G camera how to connect WIFI?

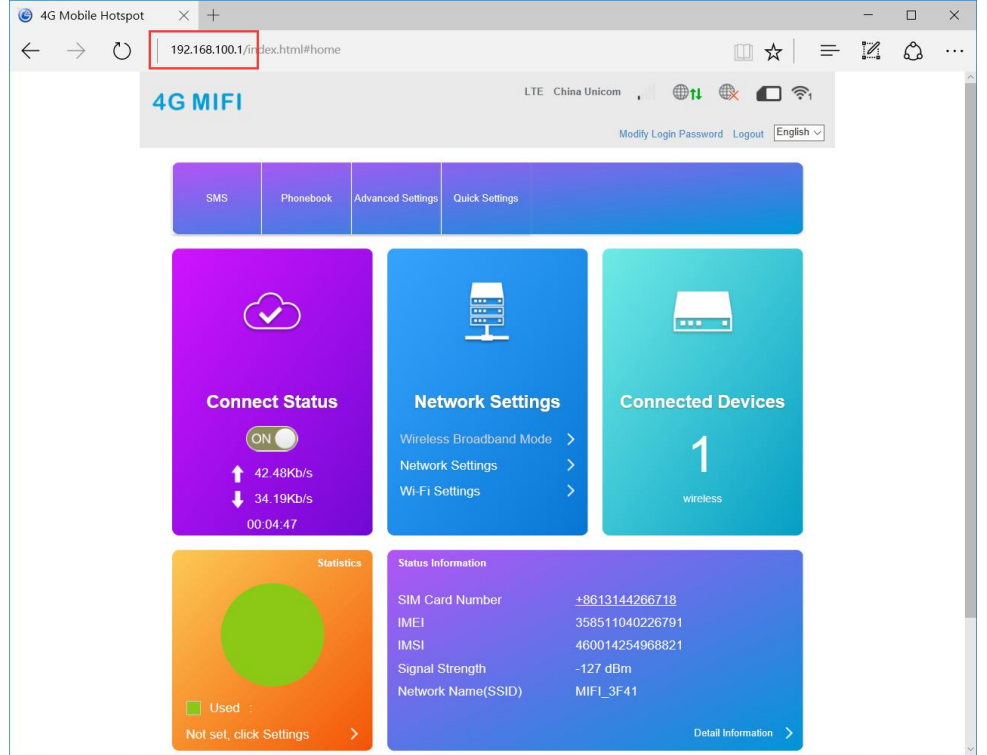
R: First, you can not configure the 4G camera's WIFI via the phone APP - "WIFI settings".



Need to configure the WIFI through the 4G MIFI page as shown below, if you do not know enter this page, please read the document "1- You need to know something first in the 4G camera! ! "



mobile phone



PC

Enter "WI-FI Settings" page

4G Mobile Hotspot 192.168.100.1/index.html#home


**4G CPE** No Service [Modify Login Password](#) [Logout](#) English

### System Information

Current Mode: Wireless Broadband Mode [Change](#)

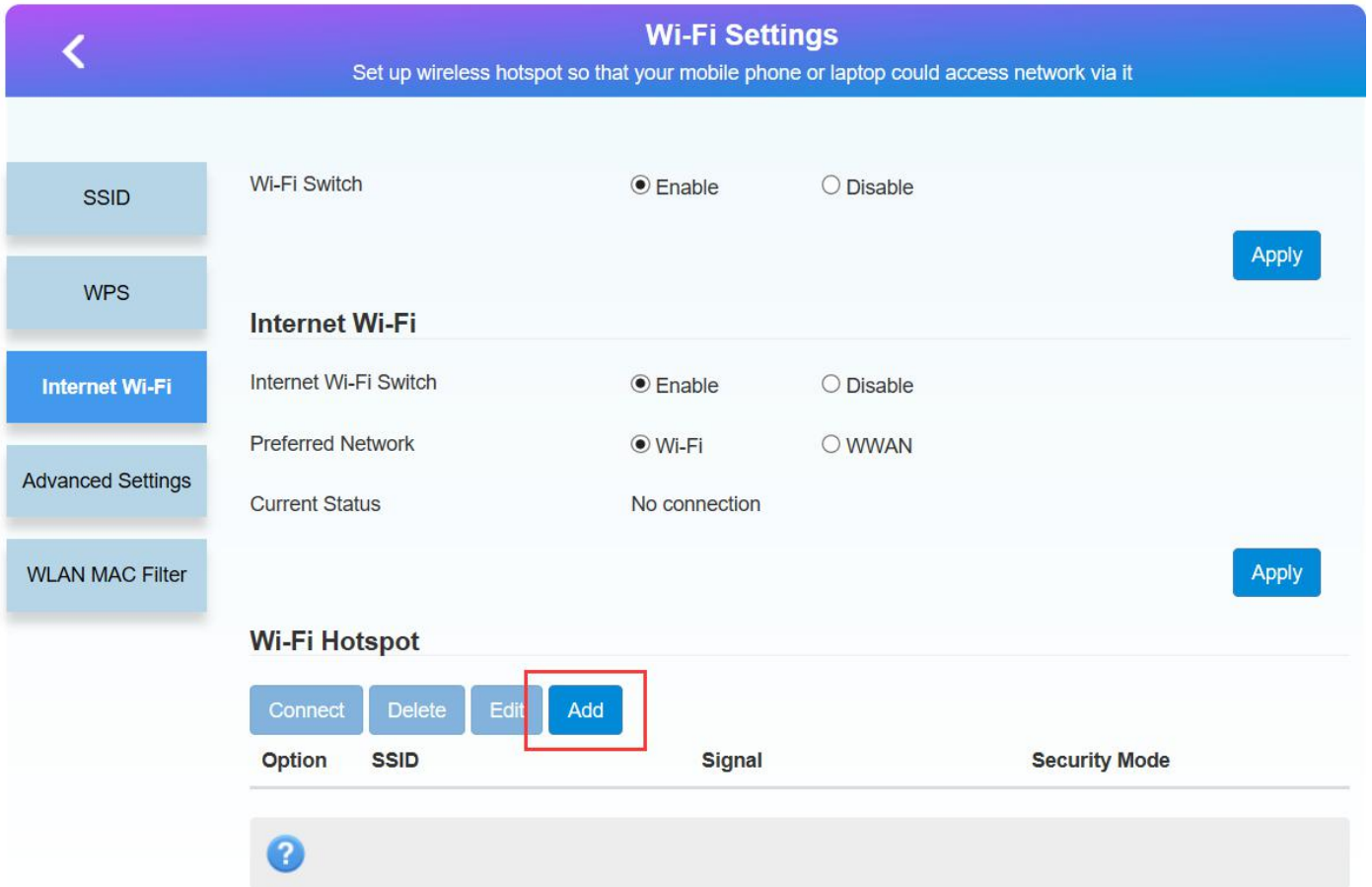
No SIM Card or SIM Card invalid!

[Connected Devices](#) [Wi-Fi Settings](#) [SMS](#) [Phonebook](#) [Advanced Settings](#)

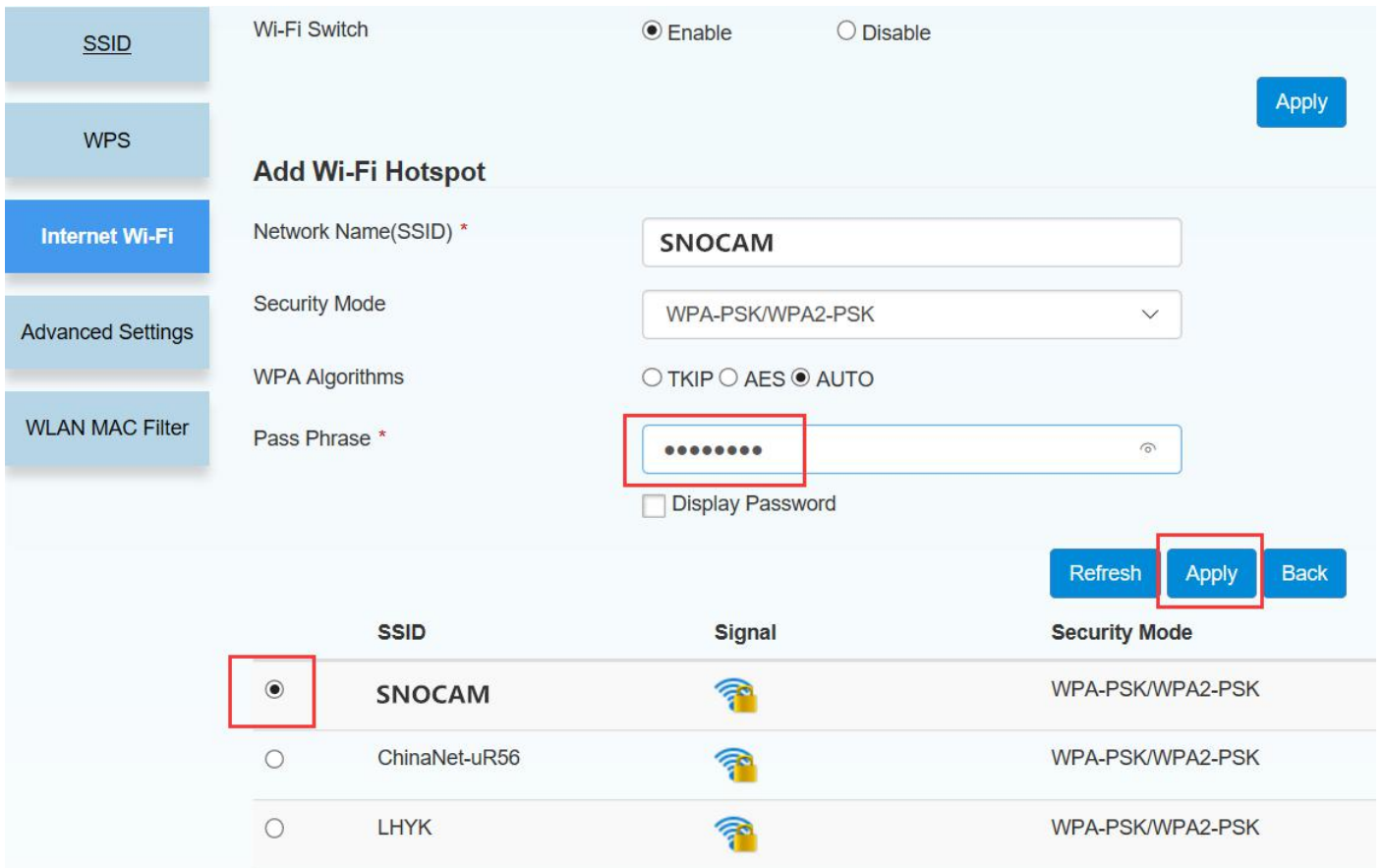


Copyright © 2007-2016 All rights reserved

Then enter " Internet Wi-Fi " page, Click the "Add" button to add WIFI.



Select the WIFI and enter the WIFI password, then click "Apply".



Show "WIFI is connected" and the above icon indicates the connection WIFI mode.

4G Mobile Hotspot

192.168.100.1/index.html#ap\_station

4G CPE

No Service

Modify Login Password Logout English

### Wi-Fi Settings

Set up wireless hotspot so that your mobile phone or laptop could access network via it

SSID

WPS

**Internet Wi-Fi**

Advanced Settings

WLAN MAC Filter

Wi-Fi Switch  Enable  Disable

Internet Wi-Fi Switch  Enable  Disable

Preferred Network  Wi-Fi  WWAN

Current Status Wi-Fi connected

### Wi-Fi Hotspot

Disconnect Delete Edit Add

Option	SSID	Signal	Security Mode
	SNOCAM		WPA-PSK/WPA2-PSK

**Note:**

1. When the WIFI is connected, 4G camera connect Internet via WIFI, if you want the 4G camera connect the Internet via the 4G SIM card, please select "WWAN"

SSID

WPS

**Internet Wi-Fi**

Advanced Settings

WLAN MAC Filter

Wi-Fi Switch  Enable  Disable Apply

**Internet Wi-Fi**


Internet Wi-Fi Switch  Enable  Disable

Preferred Network  Wi-Fi  WWAN

Current Status Wi-Fi connected Apply

**Wi-Fi Hotspot**

Connect Delete Edit Add

Option	SSID	Signal	Security Mode
<input type="radio"/>	SNOCAM		WPA-PSK/WPA2-PSK